



JORDAN BORTNER




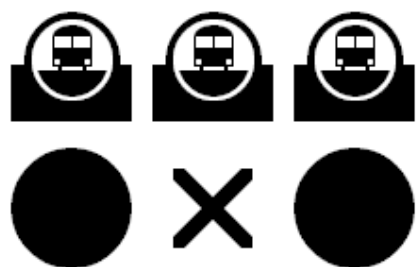
AUTUMN NOCTURNE



FOR 8 PERFORMERS



© 2010



DURATION: C. 10:20

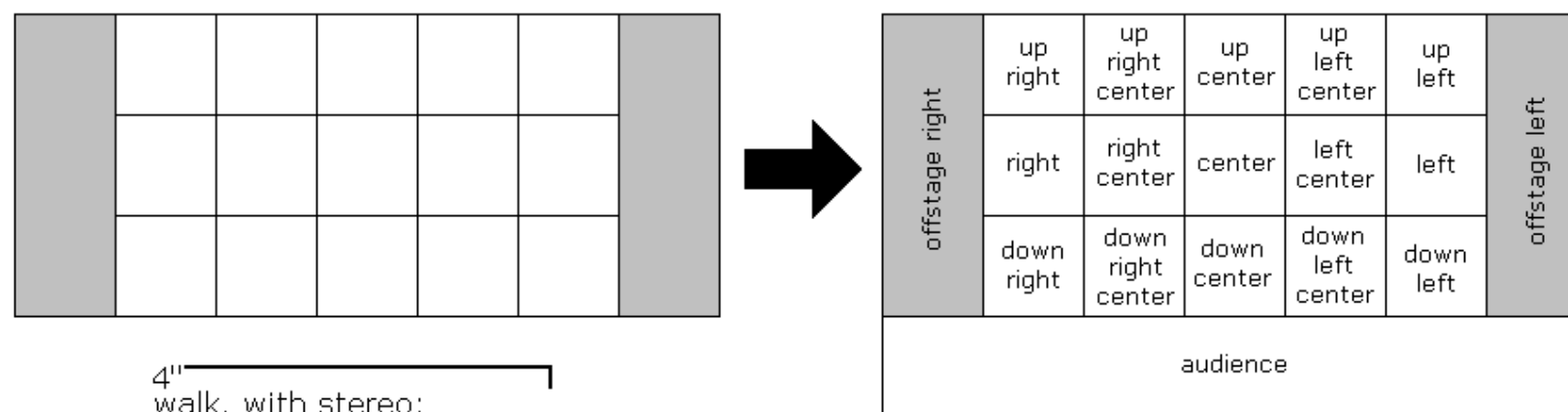
Performance Notes

Required Instrumentation

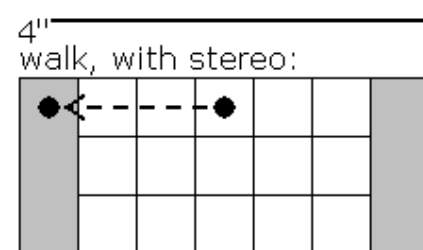
- 5/16" x 3" fully-threaded, zinc-plated screws, pan heads, 4 pair
- 2 branches, with leaves (time should be allowed for the leaves to die after tearing the branches off the tree, for a crispier sound)
- microphone (with stand) and speaker
- stereo/boom box (running on batteries) and accompanying performance CD
- train whistle
- bicycle
- box fan
- stool
- Pop Rocks™ candy
- Rice Krispies™ cereal
- carafe of milk
- bowl and spoon
- 2 umbrellas
- bottled soda
- hat

Proprietary Symbols

Throughout the score, a diagram of the stage is used. This is what it looks like and how it should be interpreted:



For example, a direction such as this:



should be read as : "Within the timeframe of about 4 seconds, walk from up center stage and exit stage right, while carrying the stereo."

Other actions in a box, like this: turn off
box fan should be performed quickly in one action, because they are too brief to be timed.

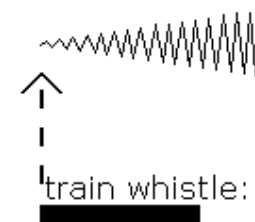
Some actions are sustained by a thick, black line, and may use a dynamic contour: screws (cricket sounds, ad libitum): OR

blow into microphone:
(wind sounds)



The wavy line: is reserved for the branch shaking, but follows the same rules.

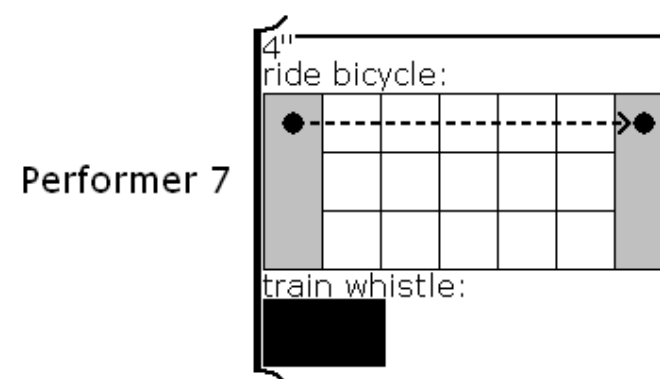
Arrows pointing to events show either sequence or simultaneity of actions:



Performance Notes

Proprietary Symbols (continued)

Events are sometimes bracketed to show that one performer is doing them:



Performance Preparation

2 stands can be set up off either side of the stage to hold music and a stopwatch.

Before a performance, the props should be set up as follows:

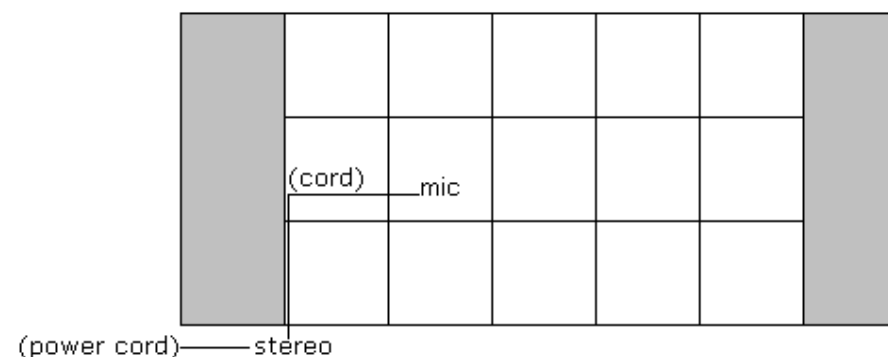
Offstage left

2 pairs of screws
stool
hat

Offstage right

2 pairs of screws
2 branches
stereo (containing CD)
train whistle
bicycle
box fan (may be propped up on a chair)
Pop Rocks™ candy
box of Rice Krispies™ cereal
carafe of milk
bowl and spoon
2 umbrellas
bottled soda

The microphone should be set up on a stand at right center stage, and the speaker should be off the right side of the stage, as illustrated:



During rehearsal, it may be helpful to mark the floor with tape, so important spots can be easily found.

Things in the score that aren't specifically written out may be interpreted by the performer (for example, the prop "hat" may be a baseball cap, or it could be a sombrero, or something else.)

The screws should be played to imitate crickets, by holding each toward the head with two fingers, and quickly scraping them together lengthwise.

Performer Roles

There are no specific "characters" in this piece, but each performer does have a vague sort of role:

Performers 1 and 2 are two friends out barhopping. They do most of their actions together.

Performer 3 keeps thinking (s)he recognizes someone else as a philosophy major.

Performer 4 is a male role, and he plays the role of a waiter in the piece. He should be wearing something of a waiter, whether it's an apron, or a fancy tuxedo, et cetera.

Performer 5 shakes branches for most of the piece.

Performer 6 is a female role, and she is in search of food. She has a starring role with performer 4 in a "dining scene". She should be wearing a nice dress.

Performer 7 is another male role, and he rides a bicycle, which is later stolen. He also becomes an angel.

Performer 8 walks with a stereo most of the time.

Each performer (except 4 and 6) should wear their interpretation of "street clothes".

Autumn Nocturne

JORDAN BORTNER
2010

0:00 ----- 0:10 ----- 0:20 ----- 0:30 -----

Performer 1 (offstage right)
screws (cricket sounds, ad libitum):
"friend #1"
(street clothes)

Performer 2 (offstage right, holding screws)
screws (cricket sounds, ad libitum):
"friend #2"
(street clothes)

Performer 3 (offstage left, holding screws)
screws (cricket sounds, ad libitum):
"philosophy major?"
(street clothes)

Performer 4 (offstage left, holding screws)
screws (cricket sounds, ad libitum):
"the waiter"
(apron/tuxedo/other)

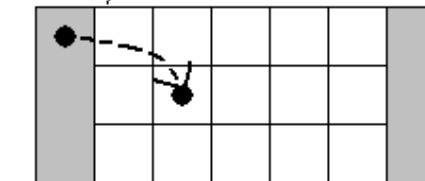
Performer 5 (offstage right, holding branches)
"branch shaker"
(street clothes)

Performer 6 (offstage right)
"girl in search of food"
(nice dress)


Performer 7 (offstage right)
"biker/angel"
(street clothes)

Performer 8 (offstage right)
"person with stereo"
(street clothes)

10"
walk, with branches:



10"
walk to microphone:



Autumn Nocturne

0:40

0:50

1:00

Performer 1



Performer 2



Performer 3

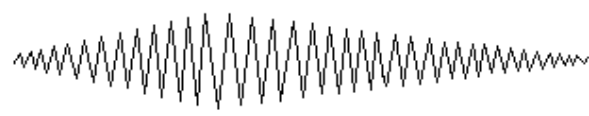


Performer 4



shake branches:

Performer 5



blow into microphone:
(wind sounds)

Performer 6



Autumn Nocturne

1:10

1:20

1:30

Performer 1



Performer 2



Performer 3



Performer 4



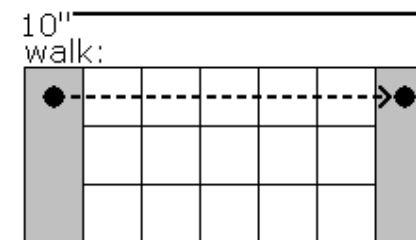
Performer 5



Performer 6



Performer 7



Autumn Nocturne

1:40

1:50

2:00

Performer 1

Performer 2

Performer 3


Performer 4

Performer 5

Performer 6

Performer 8

10"
turn on stereo and increase volume:



Autumn Nocturne

2:10

2:20

2:30

Performer 1

Performer 2

Performer 3

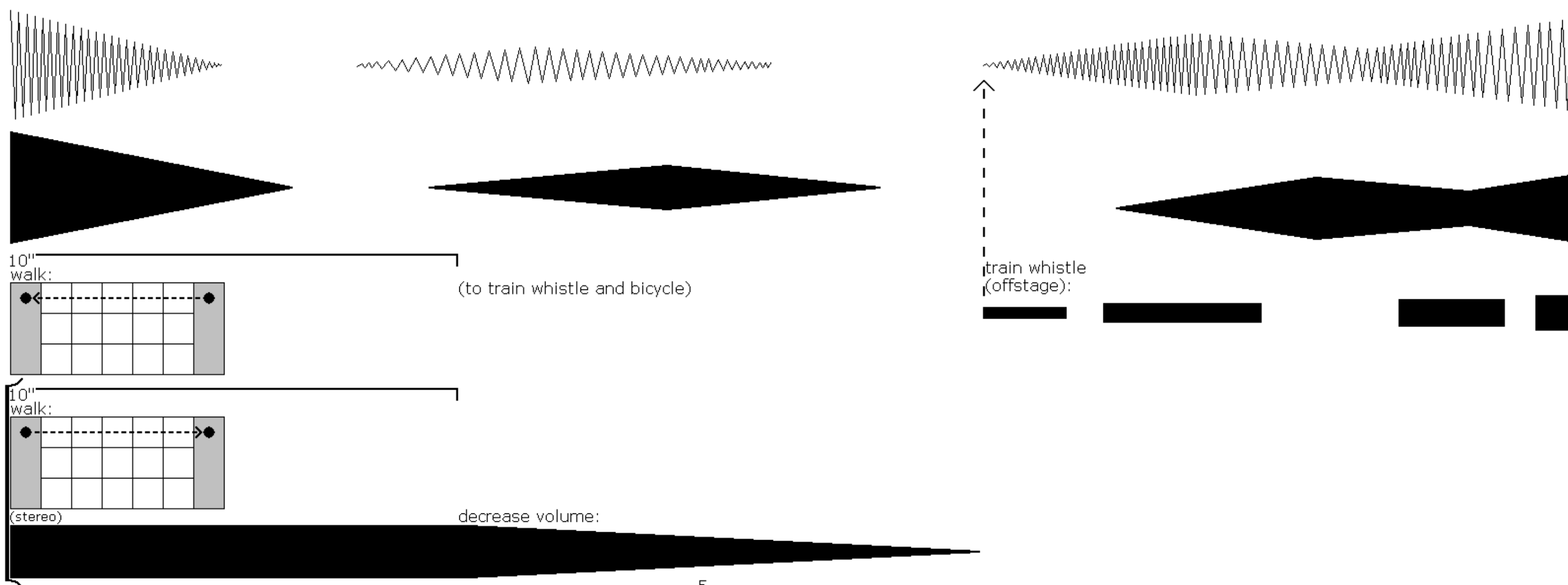
Performer 4

Performer 5

Performer 6

Performer 7

Performer 8



Autumn Nocturne


2:40

2:50

3:00

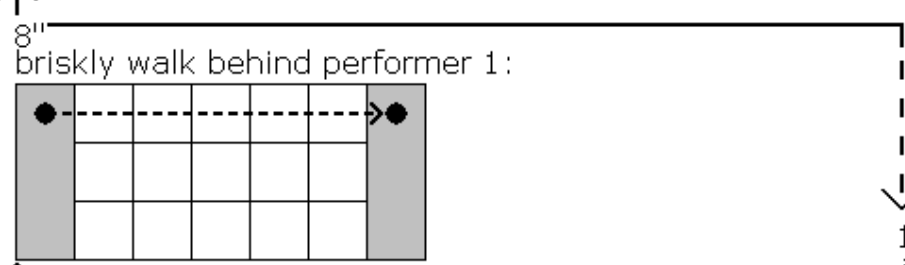
Performer 1

(put down screws)




Performer 2

(put down screws)



Performer 3

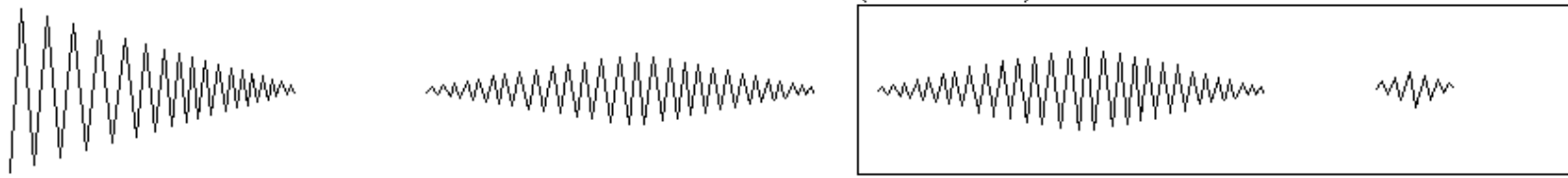
(put down screws)



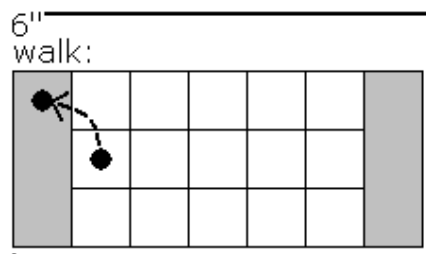
Performer 4

(put down screws)

Performer 5

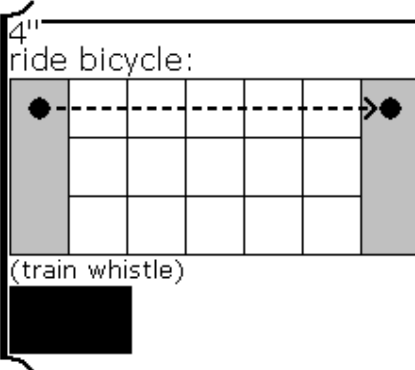


Performer 6



turn on
box fan
(medium
high)

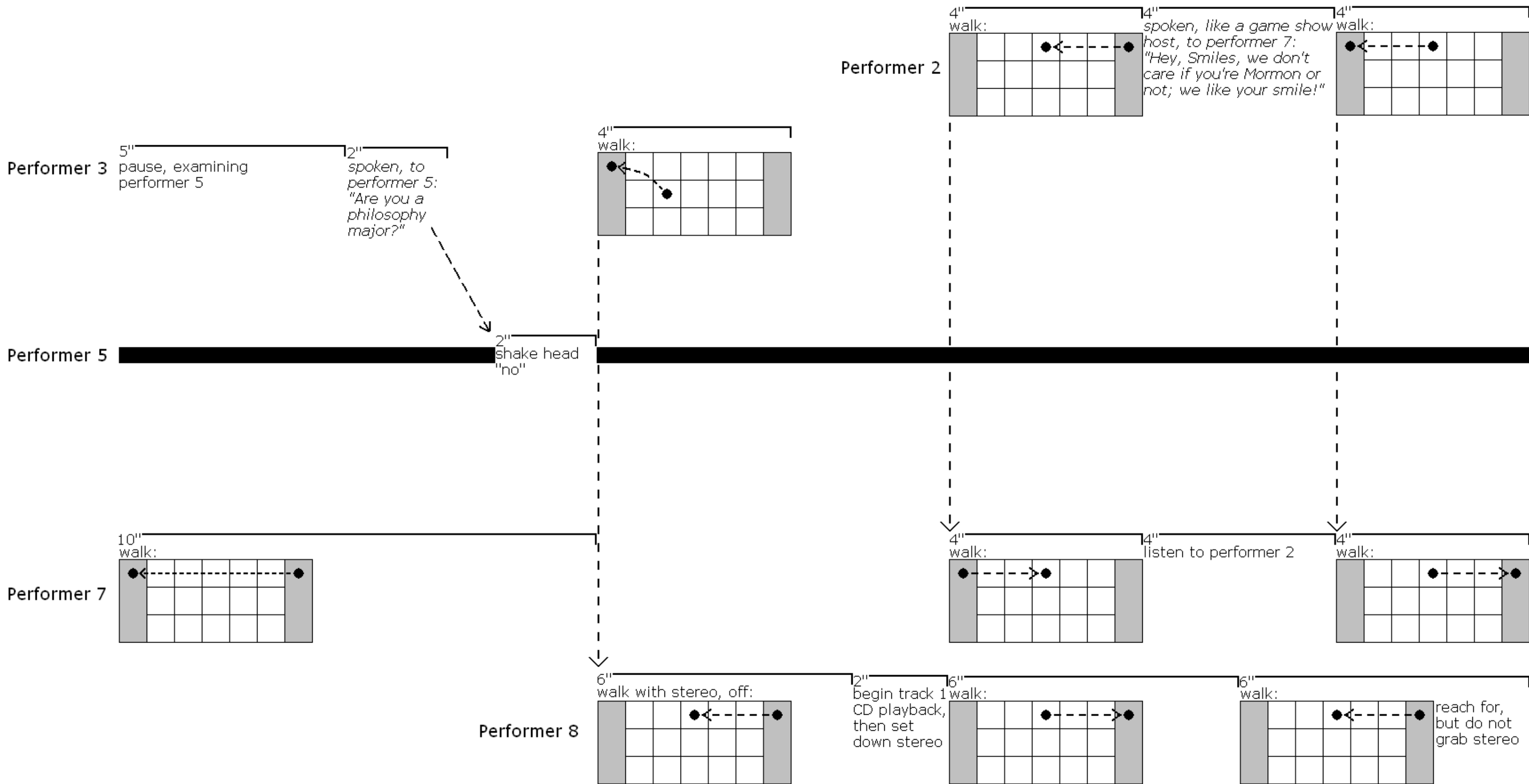
Performer 7



3:10

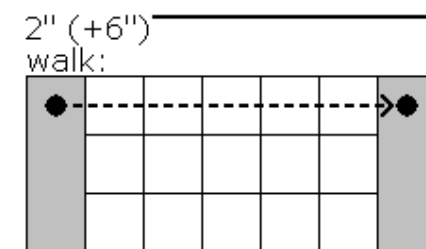
3:20

3:30

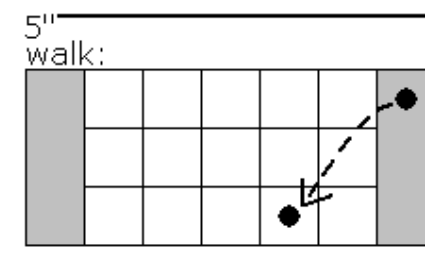




Performer 3

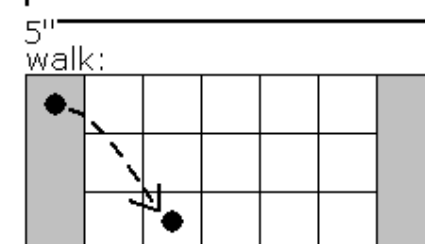


Performer 4



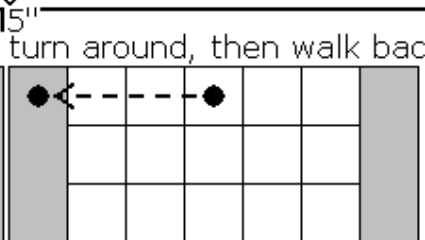
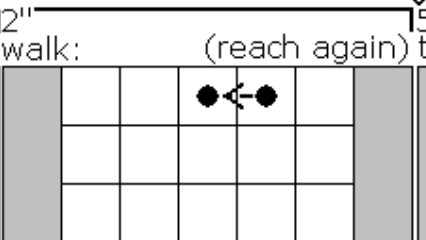
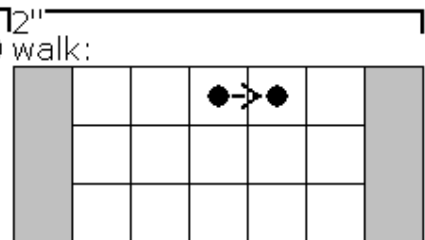
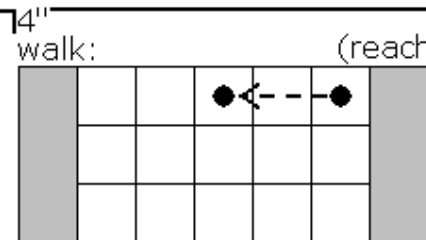
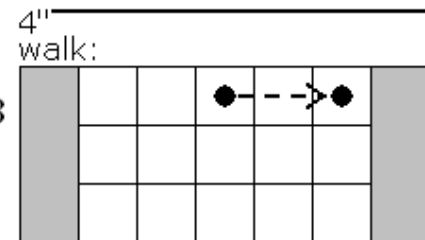
Performer 5

Performer 6



2"
*whispered, loud enough
to be heard over stereo
playback, facing
audience:
"Do you have pizza?"*

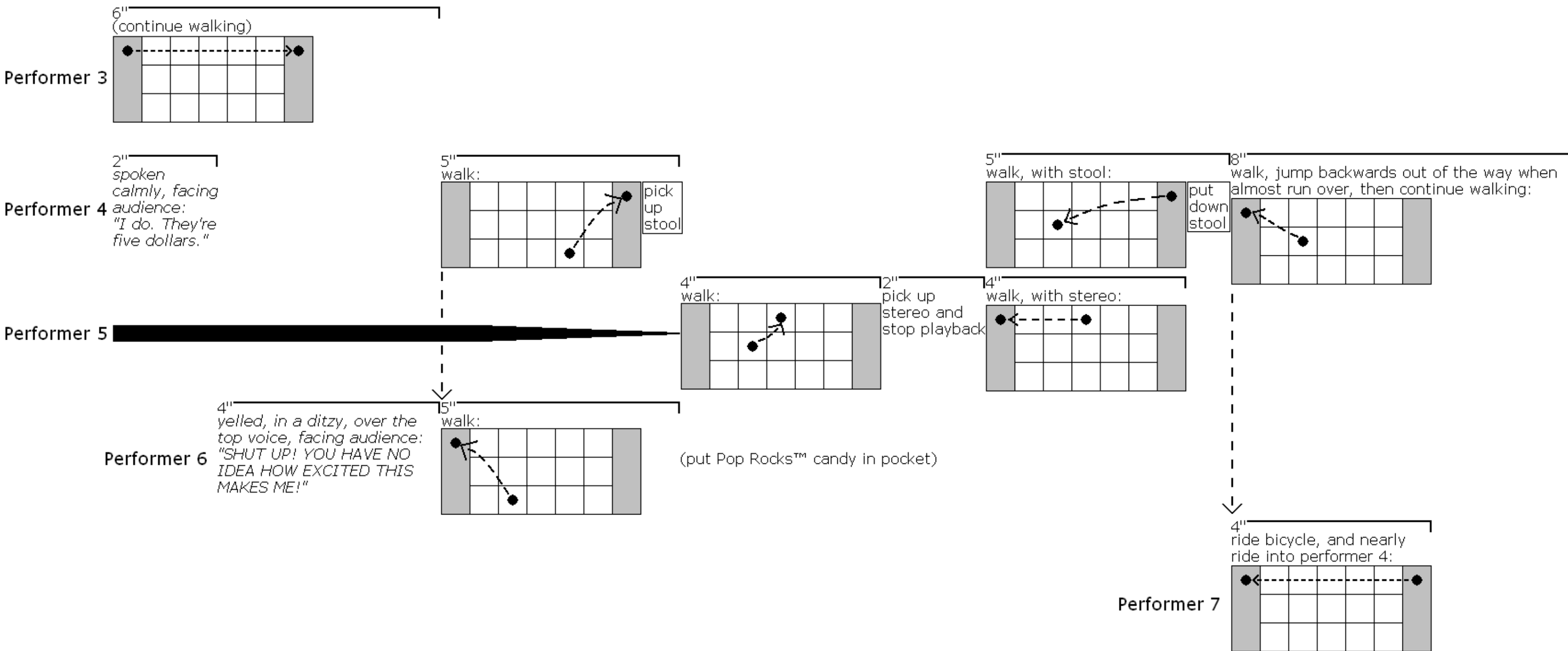
Performer 8



4:00

4:10

4:20

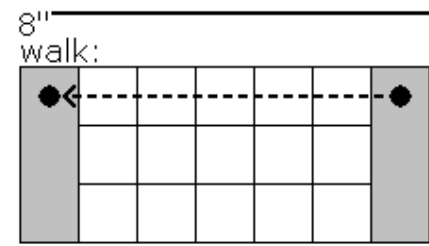


4:30

4:40

4:50

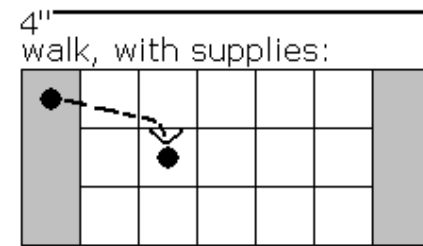
Performer 1



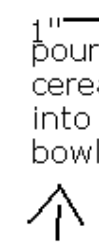
turn off
box fan

Performer 4

(to cereal box, carafe of milk, bowl, and spoon)




give bowl
and spoon
to
performer 6



7"
pour milk into bowl

3"
walk, then sit on stool:

Performer 6



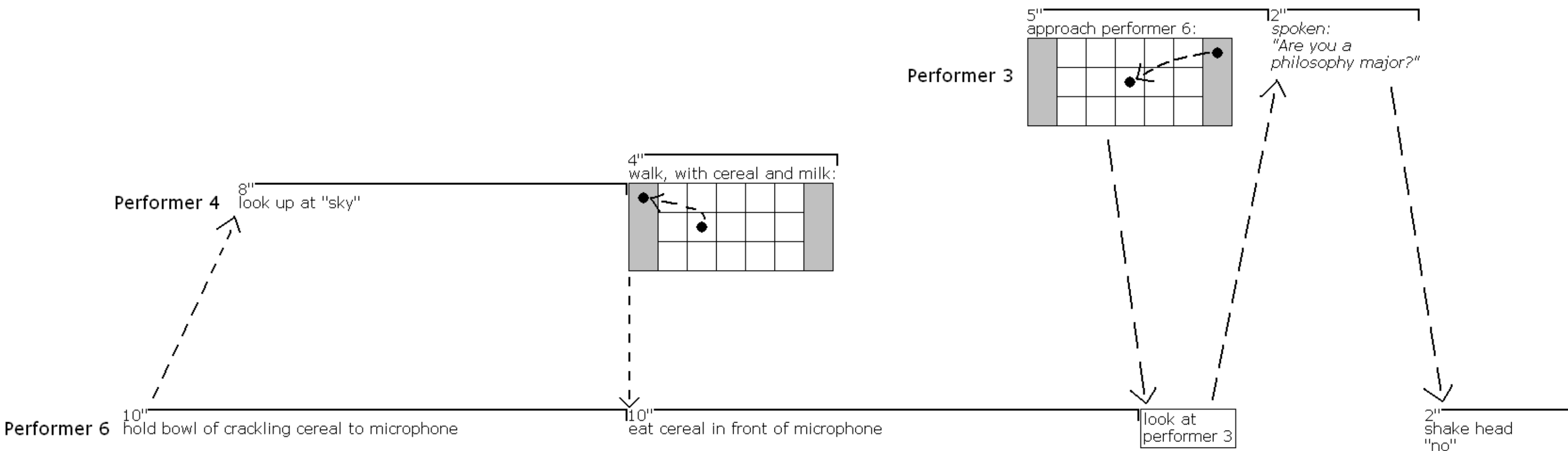
take bowl
and spoon
from
performer 4

hold
out
bowl

5:00

5:10

5:20

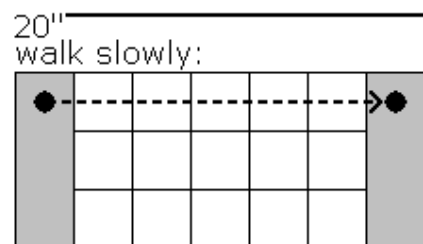


5:30

5:40

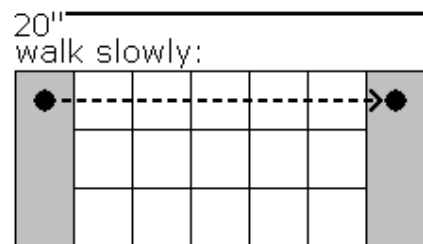
5:50

Performer 1




(while walking, look around scared and confused, looking for the source of the sound)

Performer 2



(while walking, look around scared and confused, looking for the source of the sound)

Performer 3



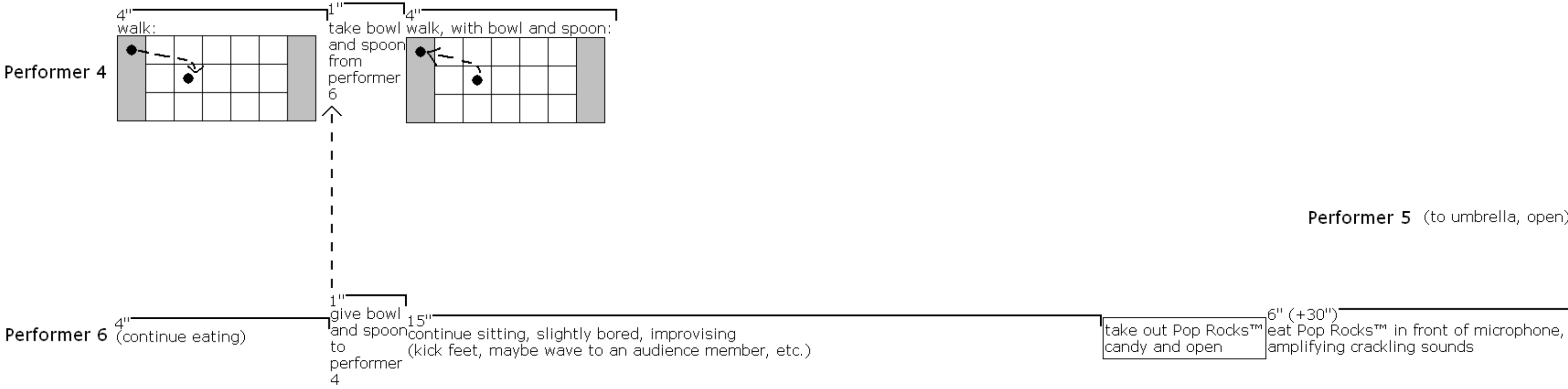
Performer 6

30" (+4")
continue eating cereal in front of microphone

6:00

6:10

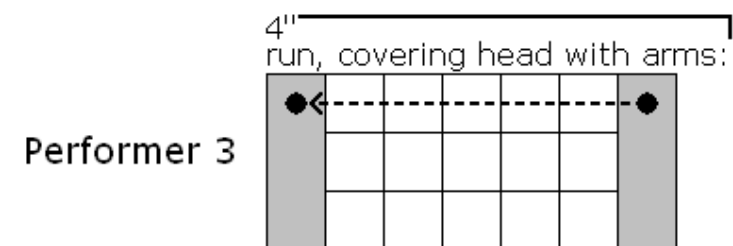
6:20



6:30

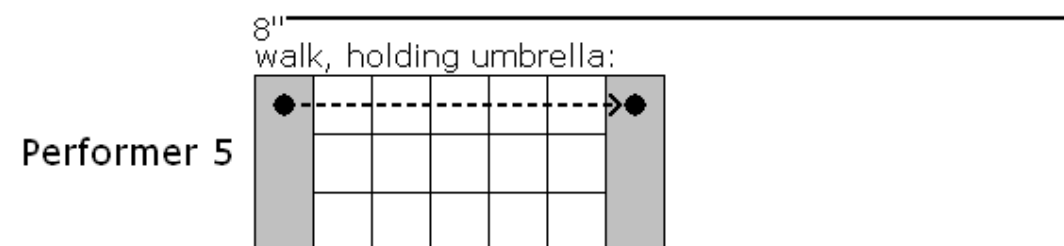
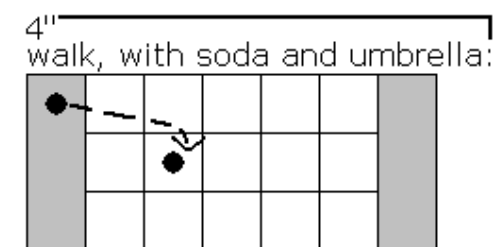
6:40

6:50



Performer 3

Performer 4 (to bottle of soda and umbrella, both open)



Performer 5

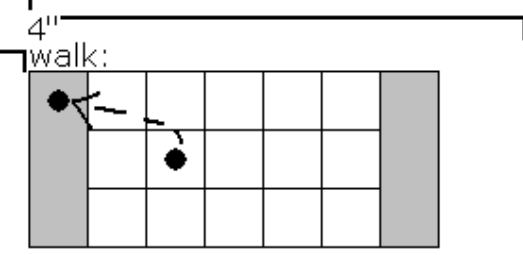
Performer 6 30"
(continue eating)

7:00

7:10

Performer 1 5"
begin laughing offstage, as if in the distance, increasing in loudness, as if approaching the stage

Performer 2 5"
begin laughing offstage, as if in the distance, increasing in loudness, as if approaching the stage



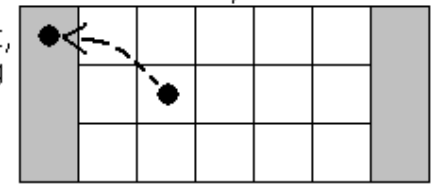
10"
watch performer 7

Performer 4 offer soda to performer 6

receive soda

3"
take a swig of soda, then suddenly make an alarmed expression toward the audience with cheeks puffed out, and free hand covering mouth (à la stomach explosion due to Pop Rocks™ and Coke™)

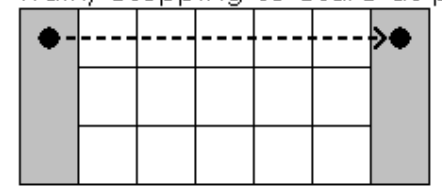
2"
force soda back into performer 4's hand, then run, pushing performer 7 out of the way:



Performer 6 accept soda

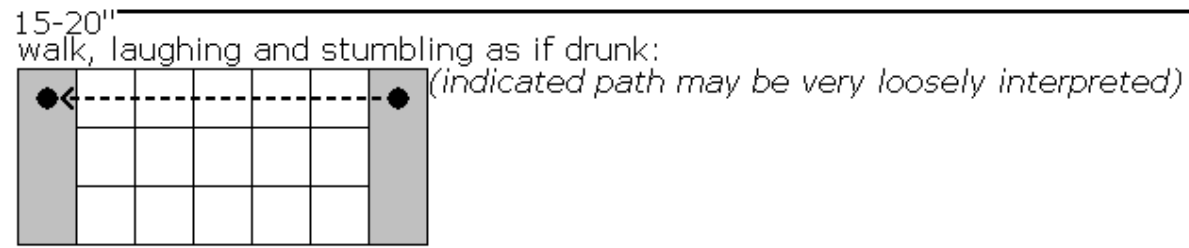
12"
walk, stopping to stare at performer 6 after (s)he pushes you, before continuing to walk:

Performer 7

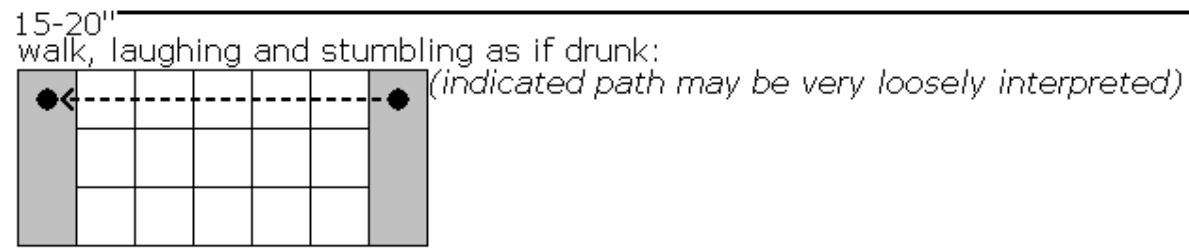


7:20 ----- 7:30 ----- 7:40 -----

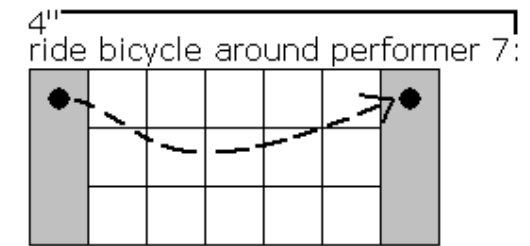
Performer 1



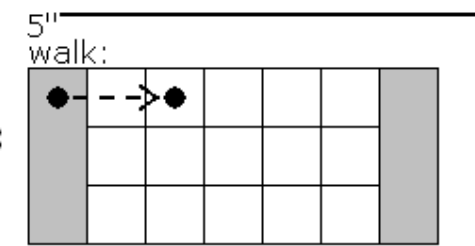
Performer 2



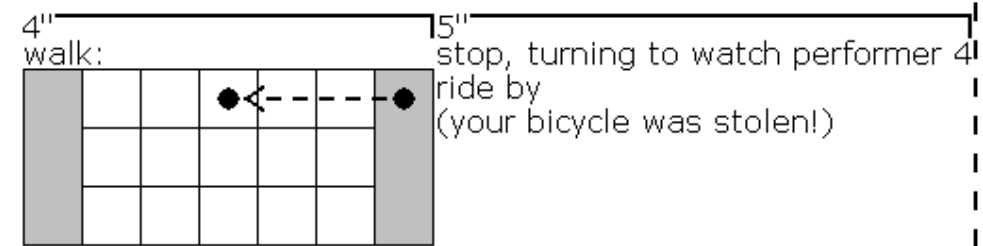
Performer 4 (to bicycle)



Performer 3

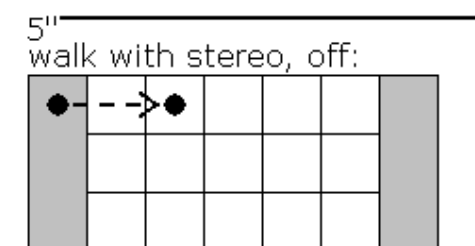


Performer 7



look at performer 3

Performer 8 (to stereo)



7:50

8:00

8:10

Performer 1 (to screws)

Performer 2 (to screws)

Performer 4 (to screws)

Performer 5

Performer 3

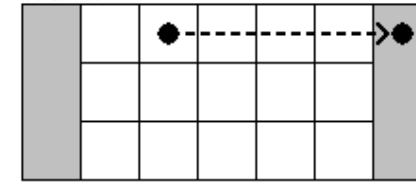
Performer 7

Performer 8

2"
spoken, to
performer 7:
"We think
you're an
angel."

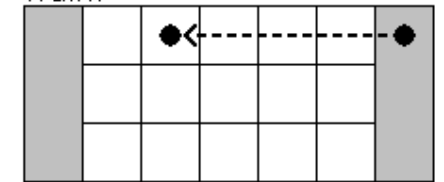
12"
watch performer 7

15"
walk:

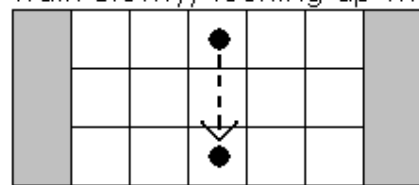


(to screws)

5"
walk:



13"
walk slowly, looking up with arms outstretched:

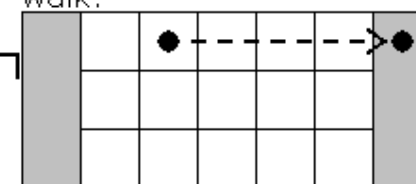


15"
continue standing, gazing upward with arms outstretched

begin
track 2 CD
playback,
then set
down
stereo

12"
watch performer 7

3"
walk:



8:20

8:30

8:40

Performer 1 screws (cricket sounds, ad libitum):

Performer 2 screws (cricket sounds, ad libitum):

Performer 3 screws (cricket sounds, ad libitum):

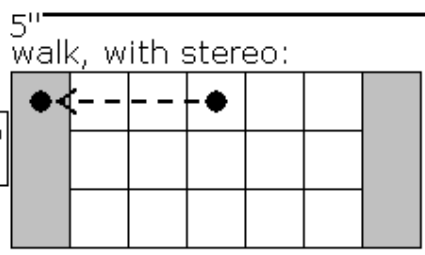
Performer 4 screws (cricket sounds, ad libitum):

Performer 5

stop CD playback in the middle of a "LORD!"

3" shake head exasperatedly

pick up stereo



5" walk, with stereo:

(to branches)

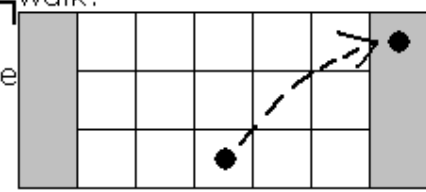
shake branches:



Performer 7

4" put down arms, and look around as if out of a trance

6" walk:



(to hat and train whistle)

Performer 6

blow (wind sounds, offstage):



Performer 8

blow (wind sounds, offstage):



8:50

9:00

9:10

Performer 1

Performer 2

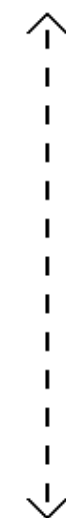
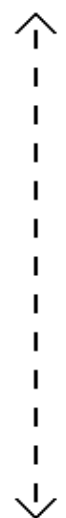
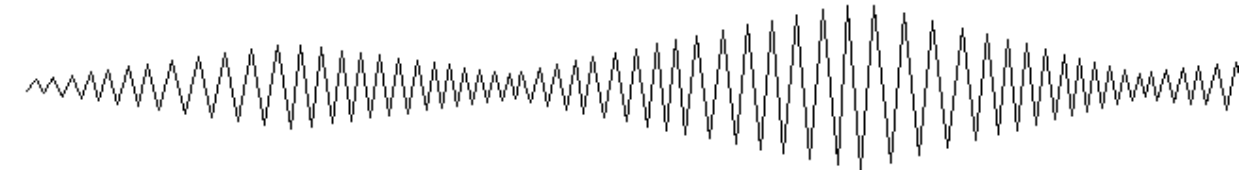
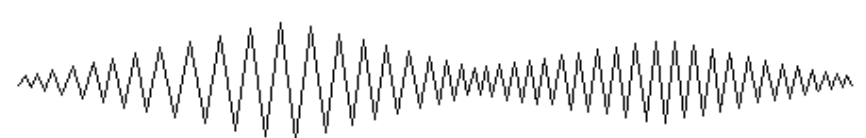

Performer 3

Performer 4

Performer 5

Performer 6

Performer 8



Autumn Nocturne

9:20

9:30

9:40

Performer 1

Performer 2

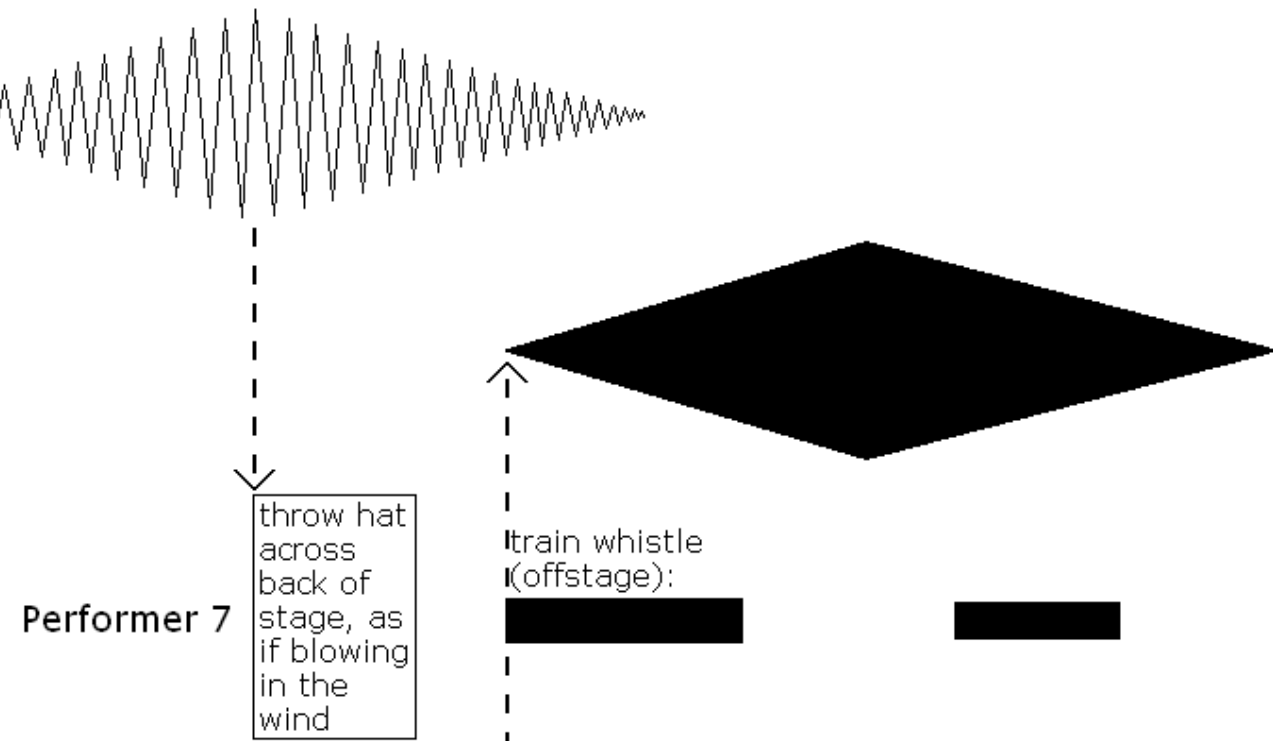
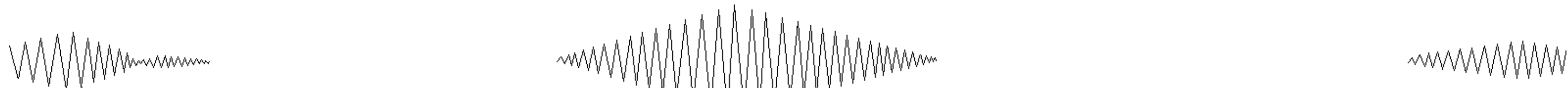

Performer 3

Performer 4

Performer 5

Performer 6

Performer 8



Autumn Nocturne

9:50

10:00

10:10

fine

